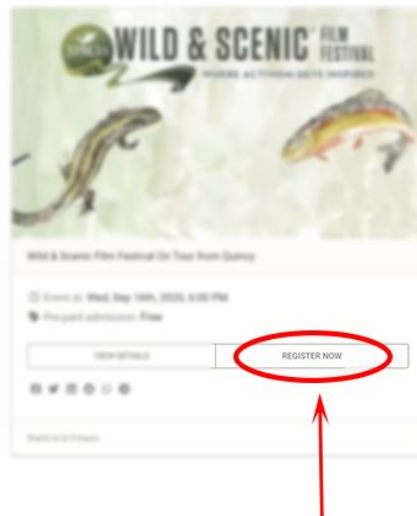


# Qudio 3rd-Party Ticketing Access Instructions

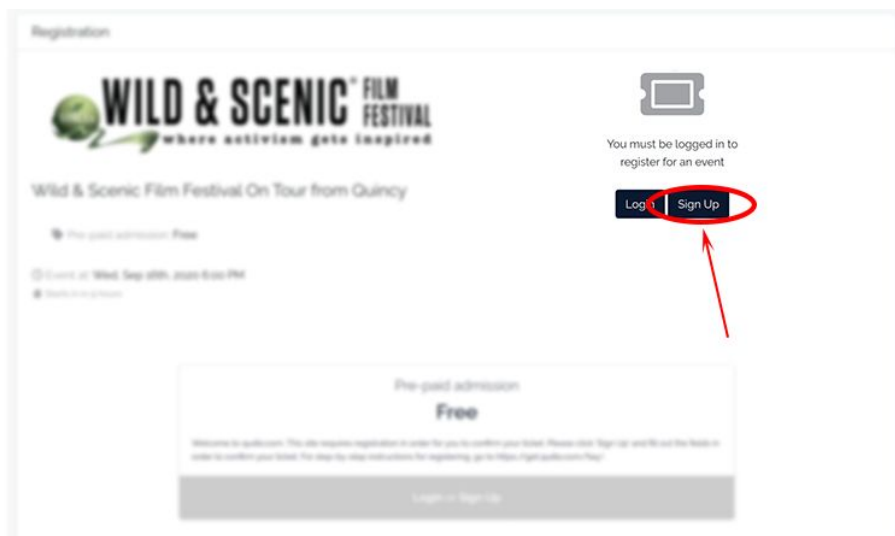
1. Go to the event page on Qudio by clicking this link -

<https://qudio.com/event/plumasarts/>

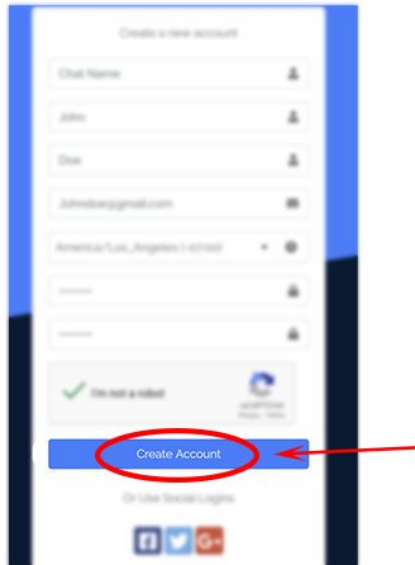
2. Click the **“Register Now”** button listed on the event



3. Click the **“Sign up”** button to create an account on Qudio (an account is required to enter the event screening room)



4. Fill out your account information (write down your password for safekeeping!) and **click the “Create Account” Button**



5. Congrats! You are ready to access the event content!

✔ TICKET CONFIRMED



Note: If you signed up before the event start time, you will always be able to access the event content later by navigating to your **“My Events” Page**. You will need to be logged in to Qudio.com to access the “My Events” Page.

